

Mission, Vision, Value Statements & Slogans

Mission

Constellation Schools provides every child an opportunity to obtain an excellent education built on a foundation of character education for life long success.



Value

We believe all children deserve an exceptional education in a safe, caring, nurturing environment.

We will create a student focused community of global learners where children excel, are responsible, ethical world citizens, prepared for success in career, college and life.

Organization Slogan

*The Right Choice for Parents
and a Real Chance for Children!*

Vision

Constellation Schools will create an exceptional learning community characterized by high expectations and academic excellence.

Our students will be actively engaged life-long global learners and be responsible, compassionate involved world citizens.

Our families will support their children and school as important, welcomed members of our diverse learning community.


Our teachers will be inspiring, compassionate and committed to the success of every student.

Our leaders will provide superior service, resources, and support to engage the community and ensure the success of every student.

Our Board of Directors will guide our school in creating a culture of excellence that ensures the success of every student.

Character Education Slogan

*Remember
We all have Choices.
Choices have Consequences.
Be Smart and Make the Right Choice!*



Constellation Schools & Its History

A Beginning

Constellation Schools evolved from the desire of a small group of individuals to open a Montessori school in Cleveland's Old Brooklyn neighborhood. After a lot of hard work and many community meetings held over the course of two years, a change in Ohio law establishing community schools (or "charter schools") led to the creation of Old Brooklyn Montessori School (OBCE). OBCE opened in August of 1998 with three employees and 27 students.

Expanding and Creating a Universal Appeal

The early successes of OBCE and the desire to improve public education, drove some of the original developers of OBCE to become more actively involved in Ohio's charter school movement. As a result, Richard Lukich, Gerald Preseren and Thomas Babb created Constellation Schools, a management organization, and worked together to develop proposals for additional community schools. Although they were pleased with the community support for OBCE and its Montessori curriculum, they recognized the challenges it presented in public education: difficulty finding quality Montessori trained and state certified teachers; the high cost of Montessori materials (about \$30,000 per classroom); and, the fact that a Montessori education does not appeal to everyone.

As a result, a more traditional curriculum utilizing a competency-based model was selected for OBCE and all new schools. To ensure the new schools stood out from existing public schools and the growing number of charter schools, a comprehensive character education (values) component was integrated throughout the curriculum, and small class sizes. The growth of the schools was tightly controlled, initially serving children in kindergarten through third grade and expanding to K-8 over a period of six years, to allow them to develop a sense of community. This slow growth also allows for a more selective process in hiring teachers, which ensures the development of a quality staff.

In 2000, Parma Community School became Constellation School's second school, and in 2001 three more schools opened: Westpark Community Elementary, Elyria Community Elementary and Lorain Community Elementary. Subsequent years brought additional growth with Puritas Community Elementary opening in 2003 and Madison Community Elementary and Stockyard Community Elementary in 2004.

In 2006, Old Brooklyn Community Middle, Westpark Community Middle, Lorain Community Middle, and Puritas Community Middle separated from their elementary school and became middle schools educating students in grades fifth through eighth. Outreach Academy for Children with Disabilities also opened in 2006 to serve students that are medically fragile. In 2007, Westside Community

School of the Arts, our first arts-based school, opened in Old Brooklyn, but a year later moved to the St. Philip & James school building in the Jefferson neighborhood in Cleveland. Since our middle school programs formed in 2006 the next school to emulate this program was Stockyard Community Middle educating students in grades seventh and eighth.

Constellation's growth is a steady progression that is determined by the community in which it is located. As a result, Elyria Community School expanded into a second building, the former Elyria City School - Eastgate building, to accommodate middle school students. Besides the expansion in Elyria, Collinwood Village Academy and Eastside Arts Academy opened for the 2011-2012 school year bringing Constellation's high quality education to Cleveland's east side for the first time. These two schools serve students in kindergarten through fifth grade and will follow Constellation's traditional growth model.

The Purpose of Constellation Schools


Constellation Schools is an umbrella management organization, providing business, administrative, educational and financial support services to its managed schools. This structure allows these overhead expenses to be spread over all the schools, reducing the financial burden on individual schools. With Constellation performing most of the administrative functions, the building principals and teachers are freed up to do what they do best - educate children. Administrative centralization also eliminates duplicative services at each school. This type of efficiency is often used in business to increase efficiency. Within Constellation, it serves to improve performance and accountability. As the schools benefit from administrative centralization, more resources are available for students and teachers, resulting in more opportunities for students and better schools.

Success of the Organization

In a little over fifteen years, Constellation Schools has grown from one school, 27 students, and 3 employees to seventeen schools educating more than 4,800 students and over 550 employees. A total of eleven buildings are owned by the schools which occupy them evidencing their acceptance within their communities and their financial strength.

Conclusion

The founders of Constellation have established a community of schools that benefit from outstanding participation and support from staff, students and parents. Constellation has developed a reputation for its high standards and dedicated teachers, and for delivering a quality educational program in a safe and pleasant environment.



Chairman's Message

As we reflect on the 2016/2017 school year, what stands out is the commitment throughout the Constellation organization to create inclusive learning communities focused on one thing – **ensuring every student receives the high quality education that he or she deserves.**

On the academic side, our concentration on student data, and interpreting the data, has allowed our educators to individualize and differentiate instruction to meet the needs of each student. This has resulted in significant increases in student growth throughout our schools. For example, Constellation Schools Westpark Elementary increased its Ohio Department of Education (ODE) Student Growth Measure from a 3 to a 5 on a five point scale, and received ODE's Certificate of Achievement. Similarly, Constellation Schools Westpark Middle School improved its Student Growth Measure from a 1 to a 3 in the same one year period from the 2015/2016 to the 2016/2017 school year. Constellation Schools Elyria Community received ODE's "Momentum Award" for earning an "A" on every report card value added measure. And, at Constellation Schools Madison Community, the schools NWEA MAP scores doubled in math and reading for every grade level for the 2016/2017 school year. In addition, nearly 100 students at Constellation Schools Parma Community High participated in the College Credit Plus Program, allowing them to earn college credits at no cost to their families.

Also significant for improving student achievement was the initiation of our Positive Behavior Intervention and Support Program (PBIS). Every school reported improved student behavior, which results in fewer disruptions and more time focused on learning. Office referrals and suspensions were reduced, at many schools by up to 75%, allowing students to participate in more learning opportunities. Schools also reported that the quality relationships and personal connections between teachers and students have had a significant impact on school culture and learning. These relationships created learning environments where students felt supported, safe, and encouraged to stretch beyond their comfort zone. The PBIS program, coupled with the continued focus on our character education program, provides students with information and feedback they can use to regulate their behavior and become engaged citizens in their school communities.



Technology remained a priority for all Constellation schools during the 2016/2017 school year as computers become increasingly important to delivering content and providing students with extensive on-line resources. Our technology integration coaches were available to teachers in every Constellation building to assist them in effectively using available technology to deliver lessons incorporating Common Core standards.



Schools have also worked hard to connect with the communities in which they are located through partnerships with local organizations and fundraising activities to benefit local charities. Constellation Schools Puritas Elementary and Middle conducted fundraising activities for the benefit of the City Mission and Laura's Home. Constellation Schools Stockyard Elementary and Middle raised nearly \$1700 for the Leukemia & Lymphoma Society, and more than \$1100 for the Juvenile Diabetes Research Foundation. Constellation Schools Old Brooklyn Elementary and Middle conducted fundraising activities throughout the school year to benefit the March of Dimes, Food Banks, Backpacks of Hope and the Leukemia Foundation. Constellation Schools Westside Community School of the Arts partnered with Catholic Charities to provide its parents with "Active Parenting Classes," and Constellation Schools Elyria Community partnered with the Lorain County Board of Mental Health and Guidestone, while Constellation Schools Eastside Arts Academy partnered with Minority Behavioral Health Group to provide their respective families with additional supports.




Also important for the overall development of our students was the expansion of extracurricular activities offered by our schools. Our high school students appeared again on Academic Challenge; the Old Brooklyn middle school initiated a National Junior Honor Society chapter; all eighth grade students participated in Constellation's first-ever Invention Fair; Westpark middle school students successfully competed in Power-of-the-Pen and the Buckeye Community Hope Foundation's writing contest. After school activities included basketball, volleyball, Student Council, and a variety of clubs: Fitness, Math, Technology, Music, Art, Archery, and many more. All aimed at stimulating the students' curiosity and providing a variety of ways for them to appropriately express themselves.

Once again, the dedicated, compassionate teachers and staff throughout the Constellation organization have demonstrated that they believe every child deserves a high quality education, and for that reason, Constellation's community schools continue to be:

The Right Choice for Parents and a Real Chance for Children!

Richard A. Lukich, President
Constellation Schools LLC



Directors & Administrative Staff

Rebecca Keeney
Executive Director

Elizabeth Long
Receptionist

Thomas Babb
Chief Financial Officer/Treasurer

Jenny Juergens
Assistant Treasurer

Judy Ridge
Accounting Manager

Marjorie Wagner
Gayle Gilmore
Budget Specialist

David Culler
Jennifer Gutierrez
Connie Britton
Accounts Payable Specialist

Susan Knurek
Administrative Assistant-Accounting

Rebecca Novak
EMIS Manager

Kim Petonic
Director of Human Resources

Kristin Mitchell
Human Resource Generalist

Jennifer Alter
Carmen Stephens
Payroll Practitioner

Barbara Louth
Human Resources Secretary

Laura Horvath
Special Education Program Coordinator

April Gunderman
Julie Jones
Special Education Coach

Jillian Lukich
Support Services Program Coordinator

Rebecca Jordan
Elizabeth Boham
Heather Zeman
Kevin Panek
Megan Malachowski
Suzanne Davis
School Psychologists

Amanda Cell
Angela Harwood
Jill McQuerry
Marie Madej
Jill Kidwell
Stephanie Udovich
Speech & Language Pathologists

Frances Horvath
Karen Boose
Occupational Therapists

Julia Howerton
School Nurse Program Coordinator

Lee DiSante
Kris Harvey
Amanda Mayle
Malinda Miller
Lisa Stern
Hibah Ahmad
Teresa Martin
School Nurses



Laura Survance
Technology Coordinator

Lisa Geyer
Webmaster & Accounts Administrator

Lou Videc
Systems Administrator & Team Supervisor

Brian Preseren
Facilities Operations Manger

Garrick Lukich
Maintenance Supervisor

John Allen
Jeff Morris
Dan Doerh
Jeffrey Morris
Maintenance Technician

Andrea Yurick
Food Service & Records Retention Coordinator

Lisa Vinarcik
Manager of Marketing & Public Relations

Sharon Morgan
Education Director

Marybeth Oko
Executive Assistant

Christine Garten
Curriculum Manager


Susan Martin
Technology Integration Manager

Sheila Woidke
Manager of Professional Development

Erin Towne
Supervisor of Teacher Mentoring

Kimberly Jackson
Megan Krajnak
Professional Development Coach

Melissa Johnson
Liz Ritz
Title I Coach



List of Schools

Constellation Schools Grades K-4
Old Brooklyn Community Elementary
(1998)

Cherie Kaiser, Principal
4430 State Road, Cleveland, Ohio 44109
216.661.7888 • 216.661.5975 fax

Westpark Community Elementary
(2001)

Sheila Delzani, Principal
16210 Lorain, Cleveland, Ohio 44111
216.688.0272 • 216.688.0273 fax

Lorain Community Elementary
(2001)

Melisa Shady, Principal
1110 West 4th Street, Lorain, Ohio 44052
440.204.2130 • 440.204.2134 fax

Puritas Community Elementary
(2003)

Meg Colwell, Principal
15204 Puritas Avenue, Cleveland, Ohio 44135
216.688.0680 • 216.688.0609 fax

Constellation Schools Grades K-6
Stockyard Community Elementary
(2004)

Amber Steele, Principal
3200 West 65th Street, Cleveland, Ohio 44102
216.651.5143 • 216.651.9515 fax

Constellation Schools Grades K-6
Collinwood Village Academy
(2011)

Bethany Scott, Principal
716 East 156th Street, Cleveland, Ohio 44110
216.451.4022 • 216.451.4040 fax

Eastside Arts Academy
(2011)

Katherine Rybak, Principal
6700 Lansing Avenue, Cleveland, Ohio 44105
216.441.9830 • 216.441.9834 fax

Constellation Schools Grades K-8
Elyria Community
(2001)

Eric Fortuna, Principal
Elementary 300 North Abbe Road, Elyria, Ohio 44035
440.366.5225 • 440.366.6280 fax

Thomas Flood, Building Administrator
Middle 336 South Logan Street, Elyria, Ohio 44035
440.365.0390 • 440.365.0397 fax

Westside Community School of the Arts
(2007)

Deborah Rotolo, Principal
3727 Bosworth, Cleveland, Ohio 44111
216.688.1900 • 216.688.1902 fax

Madison Community Elementary
(2004)

Louis Marconi, Principal
2015 West 95th Street, Cleveland, Ohio 44102
216.651.5212 • 216.651.9040 fax

Constellation Schools Grades 5-8
Old Brooklyn Community Middle
(2006)

Cherie Kaiser, Principal
4430 State Road, Cleveland, Ohio 44109
216.351.0280 • 216.661.5975 fax

Westpark Community Middle
(2006)

Mindy Kidd, Principal
16210 Lorain, Cleveland, Ohio 44111
216.251.7200 • 216.251.0355 fax

Puritas Community Middle
(2006)

Meg Colwell, Principal
15204 Puritas Avenue, Cleveland, Ohio 44135
216.251.1596 • 216.251.3540 fax

Lorain Community Middle
(2006)

Melisa Shady, Principal
1110 West 4th Street, Lorain, Ohio 44052
440.242.2023 • 440.204.2134 fax

Constellation Schools Grades 7-8
Stockyard Community Middle
(2010)

Amber Steele, Principal
3200 West 65th Street, Cleveland, Ohio 44102
216.961.5052 • 216.961.9227 fax

Constellation Schools Grades K-12
Parma Community
(2000)

Linda Geyer, Principal

Brian Belmont, Building Administrator
Parma Community Elementary–Day Drive
7667 Day Drive, Parma, Ohio 44129
440.888.5490 • 440.888.5890 fax


Gregory Cek, Building Administrator
Parma Community Pearl Road Elementary
6125 Pearl Road, Parma Heights, Ohio 44130
440.345.5960 • 440.882.6169 fax

Todd Lueke, Building Administrator
Parma Community Intermediate
3421 Snow Road, Parma, Ohio 44134
440.340.4654 • 440.340.4668 fax

Middle and High
5983 West 54th Street, Parma, Ohio 44129
440.845.2587 • 440.845.2834 fax

Outreach Academy
(2006)

Mary Wideman, Principal
9772 Diagonal Road, Mantua, Ohio 44255
330.274.2272 • 330.732.2575 fax



Parent Notification System



The Trusted Platform
for School Community Engagement

Parents and Guardians

You can take advantage of our Text Messaging Service

Our school utilizes the SchoolMessenger system to deliver text messages, straight to your mobile phone with important information about events, school closings, safety alerts and more.*

You can participate in this free service* just by sending a text message of “Y” or “Yes” to our school’s short code number, **67587**.

You can also opt out of these messages at any time by simply replying to one of our messages with “**Stop**”.

SchoolMessenger is compliant with the Student Privacy Pledge™, so you can rest assured that your information is safe and will never be given or sold to anyone.



Constellation Schools will be implementing a new notification system through SchoolMessenger. This system will have the ability to notify parents through voice calls, e-mail and SMS (text messaging). Please visit the school office to make sure your cell phone is on record before you opt-in to the SMS feature.

Look for more information to follow!

Thank you!

Opt-In from
your mobile
phone now!



Just send
“Y” or “Yes”
to 67587

i Information on SMS text messaging and Short Codes:


SMS stands for Short Message Service and is commonly referred to as a “text message”. Most cell phones support this type of text messaging. Our notification provider, SchoolMessenger, uses a true SMS protocol developed by the telecommunications industry specifically for mass text messaging, referred to as “short code” texting. This method is fast, secure and highly reliable because it is strictly regulated by the wireless carriers and only allows access to approved providers. If you’ve ever sent a text vote for a TV show to a number like 46999, you have used short code texting.

***Terms and Conditions** – Message frequency varies. Standard message and data rates may apply. Reply HELP for help. Text STOP to cancel. Mobile carriers are not liable for delayed or undelivered messages. See schoolmessenger.com/txt for more info.



©2016 West Corporation [10242016]. All rights reserved. May not be reproduced without expressed written permission.

If you have any questions or need further assistance, please e-mail or call Lisa Vinarcik, Manager of Marketing and PR at Vinarcik.lisa@constellationschools.com or 216-712-7600 extension 50107.



Educational Plans/Programs

Our curriculum is aligned with the Ohio Academic Content Standards and is designed to guide students toward their grade level goals. Content areas include: reading/language arts, math, science, social studies, art, music, physical education/health and computers. During the 2016-2017 academic year, all Constellation Schools utilized the Common Core Standards to prepare our students for the AIR Assessments. With the state's adoption of the Common Core Standards in English language arts and math and newly revised science and social studies standards, teachers prepared students for the AIR assessments for grades 3–12. Teachers made the necessary adjustments to our current curriculum in an effort to stay aligned with the state standards.

Title 1 services (small grouping with a reading/math teacher) and Special Education Services are implemented to assist students who qualify for special services. Numerous online programs are utilized as part of our Response to Intervention program in an effort to move children through the intervention pyramid.


In the second year of our 1:1 laptop program, teachers increased the use of technology tools to engage their students and improve academic achievement. In addition to G Suites for Education (Google Apps), the use of our online curriculum and other educational apps provided our students with personalized and differentiated learning activities. From practicing basic keyboarding and mouse skills to learning to code and screencast, our students honed transferable technical skills necessary for future success. Our eleven technology integration coaches provided support through lesson planning, co-teaching, and professional development sessions. As a team, teachers and coaches continue to strive for a balanced effective technology usage.

Teachers establish high academic measures for achievement and behavior in their classrooms, through age appropriate teaching methods, all students will reach or exceed their maximum potential. The cornerstone of our academic program is our strong emphasis on Character Education, which permeates throughout our curriculum. All of our classrooms and hallways have a variety of posters and bulletin boards that define acceptable character. Good behavior and appropriate manners from everyone is a constant expectation of our students and staff. Character Education enhances our educational plan while securing a safe and nurturing learning environment for all of our students.



Students were able to highlight their talents and skills with assorted programming throughout the year. The All Constellation Spelling Bee brought together the top spellers from each school in February. In January, the All Constellation Science Fair provides students with the opportunity to share various science projects. Eighteen students continued their Science knowledge and participated in the CONSEF schools engineering and Science Fair, which included competition from 7 states. In addition to the Science Fairs the eighth grade students participated in a the All Constellation Schools Science Invention Fair which was held in March. Many students from several of the Constellation Middle School participated in power of the Pen . This competition show cases the writing talents of our students. Finally, the All Constellation Music and Arts Festival in May provided our students studying instrumental and vocal music a chance to showcase their talents as well as the Art talent in several of our schools. After-school clubs are offered in a variety of our schools addressing such interests as: drama, basketball, volleyball, comic books, reading and art clubs. All of these programs are organized and facilitated by staff who go above and beyond to provide our students with a well-rounded education rich with opportunities.





Professional Development

Constellation Schools are committed to quality professional development. Our Local Professional Development Committee (LPDC) follows all state requirements to renew teaching/principal certificates and licensures. Our professional renewal process ensures a close connection between renewal activities of the educators and classroom practices. The continued development and improvement of relevant and applicable professional pedagogical skills and knowledge are essential to the education process. Through professional development we can ensure that all students reach their full potential to contribute to a democratic society including maximizing each student's abilities and encouraging self-reflection and a lifelong love of learning.

Several professional development opportunities before the start of the school year were provided such as:

- Classroom Management
- Ohio Teacher/Principal Evaluations (OTES/OPES)
- Differentiated Instruction
- Formative Instructional Practices (FIP)
- Progress Book
- Standards Based Report Card
- Special Education Procedures
- Technology Integration in the Classroom
- Curriculum
- Technology
- Max Teaching Strategies



Professional Development Coaches

The Professional Development Coach position provides a framework of support and professional development for all teachers. The coaches create an atmosphere for collaboration and teamwork in helping to achieve the goals and objectives of each individual teacher.


Teachers have an opportunity to choose various professional development workshops to enhance their own professional growth. Such opportunities include:

- Grade Level / Subject Specific Content Standards
- Middle School Conferences
- Improving Reading and Math Instruction Workshops
- Technology Integration including Google Apps
- Teacher Evaluation (OTES)
- Common Core Curriculum Common Core Standards
- Formative Instructional Practices (FIP)
- Analyzing Data and Creating Assessments

Resident Educator Program

A four-year Resident Educator program of support and mentoring for new teachers provides educators just entering the profession with quality mentoring and guidance essential for a long and flourishing career. Successful completion of the residency program is required to qualify for a five-year professional educator license. A Resident Educator Mentor is provided to all teachers in the Resident Educator program. Mentors and Resident Educators collaborate on all aspects of quality instruction including assessment, lesson planning, and student achievement. The program offers monthly meetings, support, and information that enhances the teaching experience. Mentors offer onsite, individualized support to teachers in order to meet the needs of the teachers and their students.

Search for Children with Disabilities Underway-School districts across the state of Ohio are participating in an effort to identify, locate, and evaluate all children from birth through 21 years of age who may have disabilities. Disability, in this instance, means such conditions as hearing impairments, visual impairments, speech or language impairments, specific learning disabilities, emotionally disturbed, multiple disabilities, mental retardation, other health impairments, physical impairments, autism, and traumatic brain injury. Public schools have responded vigorously to federal and state mandates requiring the provision of a free appropriate public education regardless of a child's disability. But before school districts can serve children, they must be found. Many children with disabilities are preschoolers. Parents may not be aware their child has a disability or that there are programs and services available. All information collected will be held in strict confidence and released to others only with parent permission or as allowed by law. For example, the school district will send records on request to a school district or other educational agency in which a student intends to enroll. The parents may have a copy of those records upon request. The school district will keep a record of all persons who review confidential records with the exception of authorized school employees, or other educational agency personnel. The school will also maintain a list of those employees who may have access to records.



Special Services

Constellation Schools has a commitment to provide a free and appropriate public education for children with disabilities in accordance with state and federal laws, rules, and regulations. In that endeavor, the Educational Support Services Department works to assist all of our schools in the following specialized areas: Special Education, Psychological Services, Speech and Language Services, School Health Services, Occupational Therapy Services, and Physical Therapy Services. Additionally, the Educational Support Services Department assists each of our schools in creating and maintaining their Response to Intervention Process, Grade Level Intervention Teams, writing Section 504 Plans and Title I support.

Psychological Services

Psychologists employed by Constellation Schools are Ohio Department of Education licensed and have specialized training in both psychology and education. They collaborate with parents and community agencies in order to coordinate services and interventions for students. They provide consultative services to educators and are members of the school-based intervention teams. School psychologists assist in assessment, eligibility, and program planning for students with disabilities as part of a range of special education services that Constellation Schools provides. Counseling may be delivered to special education students who demonstrate behavioral difficulties that impede their educational progress. Crisis intervention is also provided when necessary.

Speech & Language Services

Good communication skills are important for speaking, listening, reading, writing, and learning at school. Some students have communication difficulties that can interfere with their ability to understand and participate in classroom instruction and impair their relationships with teachers and other children. Students who are formally identified as having communication problems that adversely affect their education are eligible to receive speech and/or language services from a speech & language pathologist. Speech & language services can be provided in a variety of ways, depending on the student's needs. Collaboration with teachers is important to ensure the student's communication goals are integrated into the classroom.

School Health Services

Constellation Schools promotes health and wellness through a coordinated school health program. Our program focuses on collaboration between administrators, staff, families and the community to ensure that our students learn in a healthy school environment and obtain a state of health and wellness that will allow them to learn and achieve their maximum potential. School health services, one component of this coordinated school health program, is provided by professional school nurses. School nurses are committed to improving health outcomes, academic achievement, and life-long achievement for all students at Constellation Schools. To that end, the school nurses of Constellation Schools follow the Standards of School Nursing Practice (National Association of School Nurses) and the state and federal laws that govern health services in schools.



Occupational Therapy Services

School-based occupational therapy is available for students who are eligible for special education services. The profession of occupational therapy is concerned with a person's ability to participate in meaningful and purposeful daily life activities or "occupations." In the school setting, the role of the occupational therapist is to help children perform important learning and school-related activities in order to fulfill their role as students. Occupational therapy services support a child's participation in occupations of daily living (dressing, eating, etc.), academic areas, play, leisure, and social interactions. As part of the educational team within a school setting, occupational therapists work closely with the student, parents, and educators to identify the skills of the student, the demands of the environment, and appropriate solutions for interventions based on each child's unique needs.



Technology



Using technology is an important part of life at Constellation Schools. We provide many technology tools to our students, to create a superior learning environment where they can explore new ways of working, delve into the practically unlimited encyclopedia of available knowledge, and understand the ways information is shared and problems are solved. Constellation recognizes the importance of learning in a safe environment, so we train our teachers to guide student learning, and back them up with a powerful set of filters and firewalls that keep our computer network focused on academic success.

We invest heavily into classroom technology, and are better equipped than most public schools. Nearly every classroom is outfitted with a large interactive board, where the teacher and students can view and manipulate information on a giant computer screen. Each interactive board can be used to share an internet web quest with the entire class, or allow individual students to physically interact with digital objects on screen, moving, changing, writing, and drawing to get the point of the lesson. They make a fantastic big screen for

videos from Discovery Education too! This is a subscription to a wealth of videos and lesson materials from The Discovery Channel. We subscribe because we know children today are "digital natives" who respond better and engage more when multimedia is used for teaching.


Our teachers receive significant technology training, from after school workshops to one-on-one sessions with technology integration coaches. Constellation provides training in Google Apps for Education and other web-based tools to support our 1:1 laptop initiative. Constellation students in grades 2-12 participate in our 1:1 laptop program. They receive a laptop to use in school, and after extensive lessons on digital citizenship, online safety and laptop care,



they earn the privilege to take their laptops home in the provided laptop bag. To prepare our kindergarteners and 1st graders, our students have access to either desktops or laptop to begin tying and computer basics. Our teachers integrate technology in many innovative and creative ways at all grade levels.

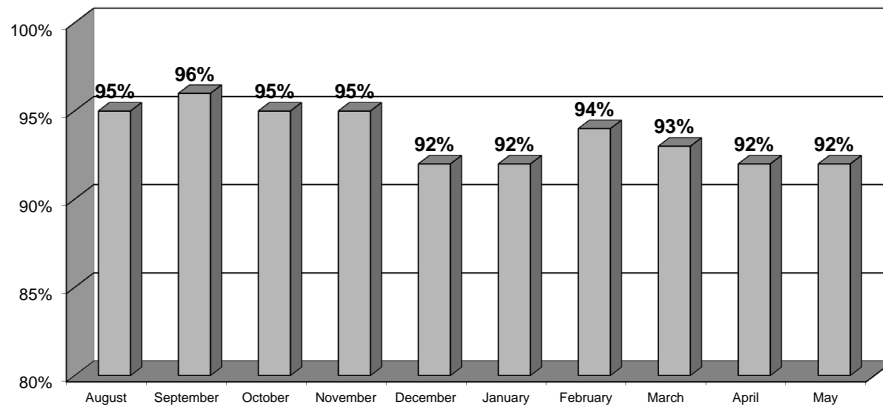


From our Mission Statement to our individual students, we strive to ensure the success of every child in our advancing technological society. As technology is becoming more and more a tool for 21st Century Learning. Constellation Schools is committed to providing every student a technology rich learning environment.



Student Enrollment, Attendance & Demographics

2016-2017 Student Monthly Attendance Percentage



About Our Students

Students at Lorain Community Elementary are enrolled on a first come, first served basis during the first two weeks of December. Those students who are currently enrolled are ensured a place for the following school year if they enroll during these two weeks. If more students apply than there are spots, a lottery is held and a waiting list is formed.

Student per Class/Teacher Ratio for 2016-2017

24 Students : 1 Teacher maximum

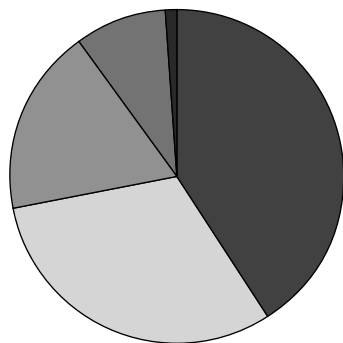
201 Students Enrolled

79% Eligible for Low Income

Demographics

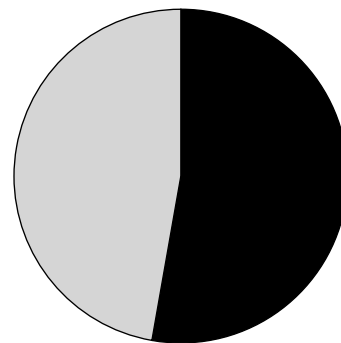
- 1 % Asian
- 18% African American
- 31% Caucasian
- 41% Hispanic
- 9 % Multiracial
- 0 % Other

Student Demographics



- Asian 1%
- African American 18%
- Hispanic 41%
- Multiracial 9%
- Caucasian 31%
- Other 0%


Student Gender



- Male 53%
- Female 47%

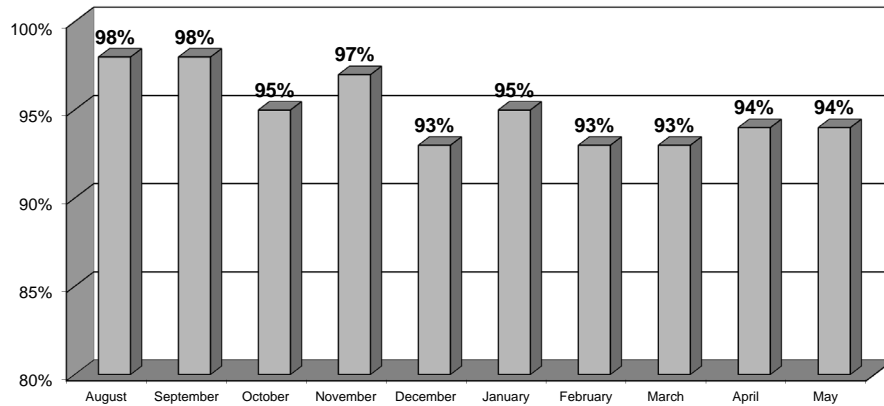
Home School Notification

The school is a public school and students enrolled in and attending the school are required to take achievement tests and other examinations prescribed by law. In addition, there may be other requirements for students at the school that are prescribed by law. Students who have been excused from the compulsory attendance law for the purpose of home education as defined by the Administrative code shall no longer be excused for that purpose upon their enrollment in a community school.

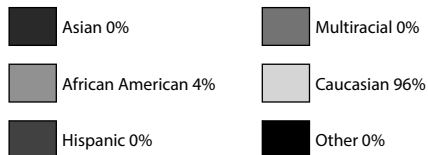
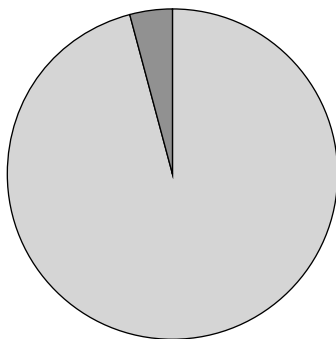


Lorain Community Elementary Staff & Board

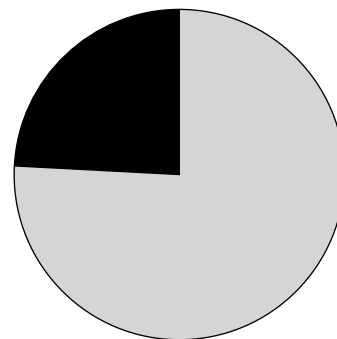
2016-2017 Staff Monthly Attendance Percentage



Staff Demographics



Staff Gender



Lorain Community Elementary Staff

Principal
Melisa Shady

Assistant Principal
Gary Vojtush

Admin. Assistants
Monica Rinella
Ashley Jones

Kindergarten
Briana Potts
Rhonda Harsar

1st Grade
Melissa Faustini
Christine Vidal

2nd Grade
Sarah Steele
Maria Workman

3rd Grade
Jennifer Limpert
Sarah Baker
Jerica Horner

4th Grade
Diane Mason
Breanne Stroempl

Music
Alison Ortenzi

Physical Education
Stephen Andres
Matthew Erdelyi

Title 1
Laura Moore
Paula Clark
Celina Roe

Bldg. Sub
Adam Peters

Special Education
Daniel Ryals
Sharon Sparkes


Food Service
Maggie Szalai

Cleaner
Curtis Moss

Lorain Community Elementary Board

President
John Noga

Members: Jerry Bednar • Mark Stypczynski
Leo Tischer



NWEA Assessments

The NWEA assessments are: Measures of Academic Progress® (MAP®) – These computerized tests are adaptive and offered in Reading, Language Usage, and Mathematics. When taking a MAP® test, the difficulty of each question is based on how well a student answers all the previous questions.


~Percent Met Projection indicates the percent of students that met their individual student growth measure.

Mathematics

| Grade (Spring 2017) | Growth Count‡ | Comparison Periods | | | | | | Growth Evaluated Against | | | | | | | | |
|---------------------|---------------|--------------------|------|------------|-------------|------|------------|--------------------------|--------------------|------------------|---------------------------------|--------------------------------------|-----------------------|----------------------|------------------------|--|
| | | Fall 2016 | | | Spring 2017 | | | Growth | | School Norms | | | Student Norms | | | |
| | | Mean RIT | SD | Percentile | Mean RIT | SD | Percentile | Observed Growth | Observed Growth SE | Projected Growth | School Conditional Growth Index | School Conditional Growth Percentile | Count with Projection | Count Met Projection | Percent Met Projection | Student Median Conditional Growth Percentile |
| K | 30 | 136.8 | 13.0 | 32 | 163.5 | 11.9 | 86 | 26.7 | 1.5 | 17.1 | 4.00 | 99 | 30 | 28 | 93 | 95 |
| 1 | 35 | 161.1 | 9.2 | 41 | 178.3 | 11.6 | 48 | 17.2 | 1.3 | 16.3 | 0.37 | 64 | 35 | 21 | 60 | 61 |
| 2 | 36 | 179.1 | 10.7 | 65 | 191.1 | 9.7 | 55 | 12.0 | 1.2 | 13.4 | -0.62 | 27 | 36 | 15 | 42 | 42 |
| 3 | 55 | 188.7 | 9.7 | 39 | 199.2 | 9.0 | 34 | 10.5 | 1.0 | 11.3 | -0.41 | 34 | 55 | 25 | 45 | 41 |
| 4 | 43 | 200.3 | 9.9 | 39 | 207.5 | 10.7 | 26 | 7.2 | 0.8 | 9.9 | -1.41 | 8 | 43 | 18 | 42 | 35 |

Reading

| Grade (Spring 2017) | Growth Count‡ | Comparison Periods | | | | | | Growth Evaluated Against | | | | | | | | |
|---------------------|---------------|--------------------|------|------------|-------------|------|------------|--------------------------|--------------------|------------------|---------------------------------|--------------------------------------|-----------------------|----------------------|------------------------|--|
| | | Fall 2016 | | | Spring 2017 | | | Growth | | School Norms | | | Student Norms | | | |
| | | Mean RIT | SD | Percentile | Mean RIT | SD | Percentile | Observed Growth | Observed Growth SE | Projected Growth | School Conditional Growth Index | School Conditional Growth Percentile | Count with Projection | Count Met Projection | Percent Met Projection | Student Median Conditional Growth Percentile |
| K | 30 | 142.3 | 11.8 | 58 | 160.1 | 12.5 | 76 | 17.8 | 1.1 | 14.7 | 1.25 | 89 | 30 | 21 | 70 | 73 |
| 1 | 35 | 160.9 | 8.3 | 51 | 175.2 | 9.7 | 47 | 14.3 | 1.2 | 15.0 | -0.31 | 38 | 35 | 17 | 49 | 46 |
| 2 | 36 | 176.6 | 13.1 | 62 | 187.8 | 11.6 | 52 | 11.2 | 1.2 | 12.7 | -0.69 | 25 | 36 | 18 | 50 | 47 |
| 3 | 55 | 189.3 | 15.0 | 56 | 200.1 | 10.3 | 63 | 10.9 | 1.4 | 9.5 | 0.75 | 77 | 55 | 29 | 53 | 53 |
| 4 | 43 | 198.1 | 12.2 | 50 | 207.2 | 11.6 | 61 | 9.1 | 1.1 | 7.2 | 1.36 | 91 | 43 | 30 | 70 | 63 |



State Report Card

| STATE INDICATORS | PERCENTAGE OF STUDENTS AT AND ABOVE THE PROFICIENT LEVEL | |
|------------------------------|--|------|
| | Constellation Schools: Lorain Community Elementary | |
| 3rd Grade Achievement | | |
| English Language Arts | | 67.3 |
| Mathematics | | 74.5 |
| 4th Grade Achievement | | |
| English Language Arts | | 64.3 |
| Mathematics | | 81.0 |
| Social Studies | | 92.9 |

Sponsor's Legal Compliance Assessment

Ohio Revised Code (ORC) 3314.03(D)(2) specifies that the sponsor of the school must "monitor and evaluate the academic and fiscal performance and the organization and operation of the community school on at least an annual basis." In addition, under ORC 3314.03(D)(3), the sponsor must "report on an annual basis the results of the evaluation conducted under division (D) (2) of this section to the department of education and to the parents of students enrolled in the community school."

The Educational Service Center of Lake Erie West (ESCLEW) served as sponsor for Constellation Schools: Lorain Community Elementary during the 2016-2017 school year. ESCLEW monitored the school's academic and fiscal performance, as well as organization and operation of the school, and determined that the school was overall compliant.



Constellation Schools Lorain Community Elementary Financial Report for Fiscal Year 2017

The Cash Basis Report of Revenues and Expenditures for the Year ended June 30, 2017 reflects the activities of Constellation Schools: Lorain Community Elementary during the year. The information provided below refers to this report and the accompanying graphs.

- Highlights for the Year:**
- ✓ 15th annual audit issued for 2016 with an “unqualified opinion” (best opinion available)
 - ✓ In Fiscal Year 2017 the school continued the 1 to 1 computer program for grades 2 through 4.
 - ✓ During Fiscal Year 2017 a new computer training program was started for grades K and 1.

Revenue

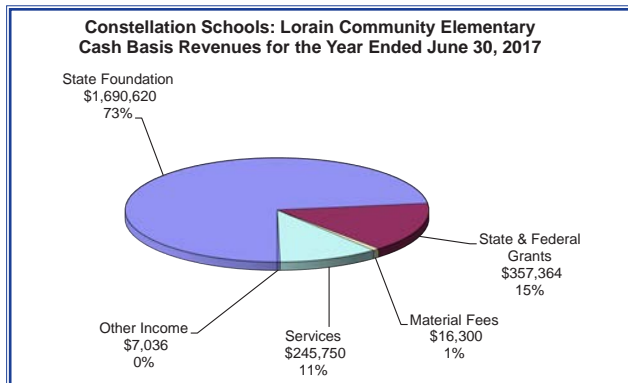
The largest source of operating revenue (73%) comes from the State of Ohio School Foundation Program. This funding is earned at a base rate of \$6,000 for each student enrolled during the year. Additional funds are provided for the special needs of students, the poverty level of the community in which each student resides, and other adjustments. Casino tax proceeds are also included in this category.

State and Federal Grants (15%) supplement school operations for specific purposes. The school received grants for Title I Intervention, Professional Development, Special Education, Child Nutrition Services, and Electronic Communications.

Materials Fees (1%) are collected from each student to provide consumable materials used during the year.

Services (11%) were provided to Constellation Schools: Lorain Community Middle for shared space and to multiple Constellation Schools for shared staff.

Other income (<1%) includes interest earned on bank account activity, field trip collections and other miscellaneous items.



| Constellation Schools: Lorain Community Elementary Cash Basis Statement of Revenues and Expenditures for the Year ended June 30, 2017 (Unaudited) | |
|---|---------------------|
| Beginning Cash - July 1, 2016 | \$ 427,346 |
| Revenues | |
| State Foundation | \$ 1,690,620 |
| State & Federal Grants | \$ 357,364 |
| Material Fees | \$ 16,300 |
| Services | \$ 245,750 |
| Other Income | \$ 7,036 |
| Total Revenue | \$ 2,317,070 |
| Expenditures | |
| Personnel | \$ 968,774 |
| Retirement & Benefits | \$ 332,130 |
| Purchased Services | \$ 681,879 |
| Supplies & Materials | \$ 104,991 |
| Capital Outlay | \$ 130,678 |
| Other | \$ 108,708 |
| Total Expenditures | \$ 2,327,160 |
| Ending Cash - June 30, 2017 | \$ 417,256 |

Additional Information

A more detailed set of financial statements may be obtained by calling (216)712-7600, writing to the Treasurer, Constellation Schools 5730 Broadview Road, Parma, Ohio 44134 or by e-mail at the following address: babb.thomas@constellationschools.com.

During the fall of 2017, an audit of the school's financial records for the year ended June 30, 2017 will be completed. The audit report should be available during the winter at the above address and on the Auditor of State's website: www.auditor.state.oh.us.

Expenditures

Personnel services, combined with retirement and benefits, accounted for 56% of the expenditures for the year. These expenditures include principal, support staff, teachers, state retirement systems, employment taxes, and health insurances.

Purchased services (29%) include expenditures for student support services (speech, psychologist, health and occupational therapy), contracted substitutes, physical education, field trips, professional development, management services, sponsor services, test scoring, data reporting, facility operations, equipment leases, telephone, postage, travel, marketing, printing, food services, and other services.

Supplies and materials (4%) include instructional supplies, testing materials, office supplies, medical supplies, instructional software, online instruction, and maintenance supplies.

Capital Outlay (6%) includes purchases of equipment and furniture and major building improvements.

Other (5%) includes audit fees, insurances (property, liability, fidelity bond, directors & officers), debt service, dues and subscriptions, and other miscellaneous.

