



For more than 20 years, Constellation Schools: Elyria Community has provided Lorain County students with a well-rounded educational program that integrates character education and social-emotional learning into daily lessons. Teachers are committed to educating the whole child utilizing methods and strategies that are developmentally appropriate and focus on lifelong learning.

The award-winning school is highly ranked by the Ohio Department of Education with multiple Momentum awards and academic recognitions. Elyria Community partners with parents and community organizations to extend learning beyond the classroom. The school sets high standards for both academics and behavior with character education and school citizenship programs. Additionally, students benefit from extracurricular activities, STEM learning, field trips, and community partnerships.

### **MISSION STATEMENT**

To provide every child an opportunity to obtain an excellent education built on a foundation of character education for life long success.



**GRADES SERVED**

**K - 8**

**PRINCIPAL &  
EXECUTIVE PRINCIPAL**

**Brian Belmont**

**REGIONAL VICE PRESIDENT**

**Sarah O'Bryan**

**SCHOOL YEAR OPENED**

**2001-02**

**MANAGED BY ACCEL**

**2021-22**

**AUTHORIZER**

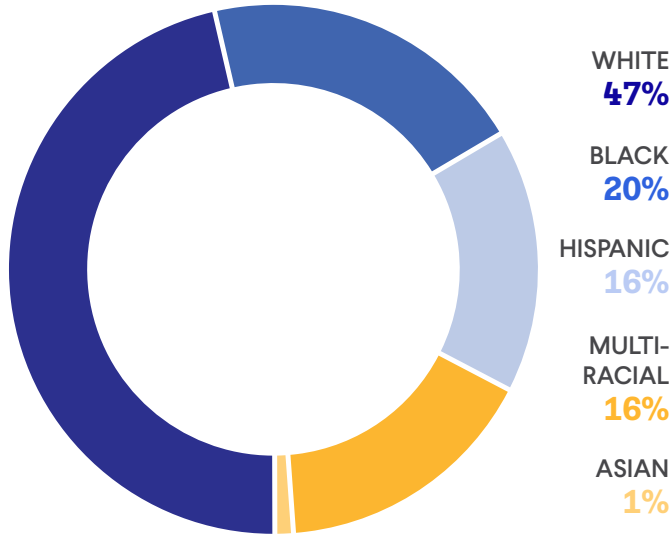
**Educational Service**

**Center of Lake Erie West**



**2022-23**  
**ANNUAL REPORT**

## STUDENT DEMOGRAPHICS



**392**

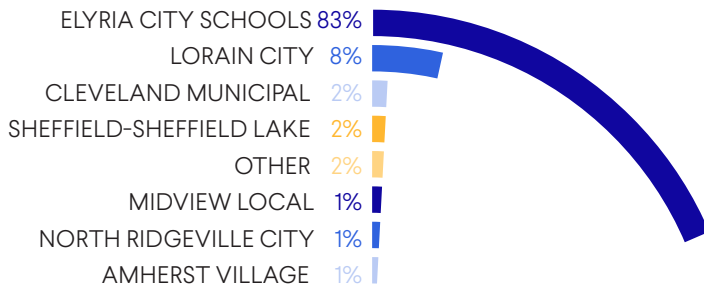
AVERAGE DAILY ENROLLMENT

**90%**

AVERAGE DAILY ATTENDANCE



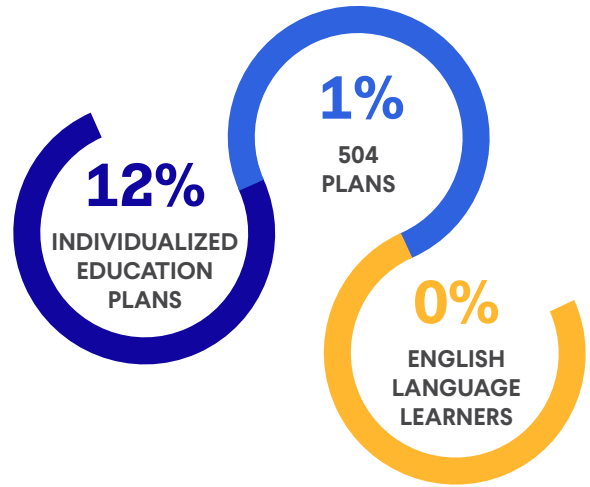
## DISTRICTS OF RESIDENCE



## INSTRUCTIONAL & SUPPORT STAFF



## SPECIAL POPULATIONS



**65% ECONOMICALLY DISADVANTAGED**

**14% STUDENT MOBILITY RATE**

**0% UNHOUSED**

## HIGHLIGHTS

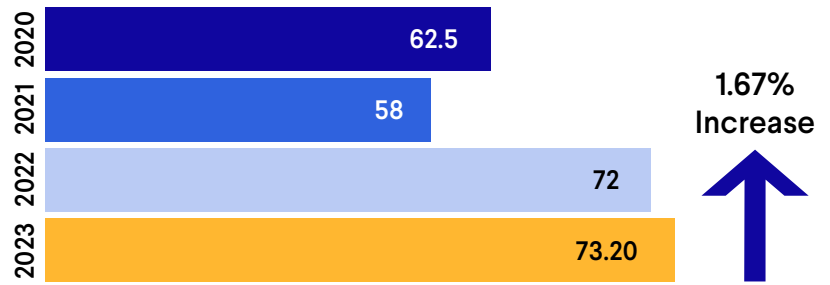
- Scored in the Top 25% of Ohio charter schools
- Provided 1026 instructional hours, 12% more than the Ohio requirement for charter schools
- Achieved a year-over-year performance increase
- Rated 3 stars Overall for meeting state expectations
- Rated 3 stars on Progress for meeting state expectation in student academic growth
- Rated 4 stars on Gap Closing for exceeding state standards in closing educational gaps
- Rated 3 stars in Early Literacy for meeting state expectations in K-3 Reading
- 100% of students met the state requirements for promotion to Grade 4
- Received an ACCEL Schools Gold School award for outstanding academic achievement
- Received an ACCEL Schools Outstanding Teacher Retention award
- Two students placed in the All Constellation Schools Spelling Bee
- A record number of students participated in after school clubs in 2022-23; approximately 74% total participation
- Middle School Archery Club competed with strong showing in three events
- Hosted a free ELA/Math Camp for Grades K-8 with 38 students participating. All students demonstrated growth in ELA & Math on assessments given during the program
- Approved grade level expansion to include Early Kindergarten for the 2023-24 school year

## STATE REPORT CARD

PERFORMANCE INDEX SCORE <b>73.2</b>	OVERALL RATING <b>★★★</b>
ACHIEVEMENT COMPONENT <b>★★</b>	PROGRESS COMPONENT <b>★★★</b>
GAP CLOSING COMPONENT <b>★★★★★</b>	EARLY LITERACY COMPONENT <b>★★★</b>



## YOY PERFORMANCE INDEX SCORE



## PROGRESS COMPONENT RATINGS BY SUBJECT & GRADE LEVEL

	ELA	Math	Science
4th Grade	Value Added data is not available	Students made less academic growth than state expected	Value Added data is not available
5th Grade	Students made less academic growth than state expected	Students significantly exceeded state expectations in academic growth	Students met state expectations in academic growth
6th Grade	Students met state expectations in academic growth	Students significantly exceeded state expectations in academic growth	Value Added data is not available
7th Grade	Students met state expectations in academic growth	Students met state expectations in academic growth	Value Added data is not available
8th Grade	Students met state expectations in academic growth	Students met state expectations in academic growth	Students significantly exceeded state expectations in academic growth

Value Added data is not available  
 Students met state expectations in academic growth  
 Students made less academic growth than state expected  
 Students significantly exceeded state expectations in academic growth

### Constellation Schools: Elyria Community met the following 11.6 goals set by Educational Service Center of Lake Erie West:

- Mission, Parent Satisfaction, Governing Board Performance, Financial Performance, Financial Sustainability
- Achievement: Performance Index, Chronic Absenteeism
- Gap Closing: Positive Behavior Intervention & Supports
- Early Literacy: Early Literacy Component, Proficiency in 3rd Grade Reading, Promotion to Fourth Grade, Improving K-3 Literacy
- Comparative Schools Data: Similar School #1, Similar School #2
- Other Academics Measures: Subgroup, Reading, Math
- Organizational & Operational: Exceeds- On-Time Rate, Accuracy Percentages

## ELYRIA COMMUNITY'S 2022-23 ACADEMIC GOALS USING THE NWEA ASSESSMENT:

GOAL	OUTCOME
50% of students with disabilities will improve their RIT score by 6 points from fall to spring	<b>Achieved.</b> 79% of students increased their RIT score by 6+ points
65% of students will increase their RIT score in English Language Arts by 5 points from fall to spring	<b>Achieved.</b> 81% of students increased their RIT in English Language Arts by 5+ points
65% of students will increase their RIT score in Math by 4 points from fall to spring	<b>Achieved.</b> 71% of students increased their RIT in Math by 4+ points
K-2 students will show a 4-point increase in their RIT score in Reading	<b>Achieved.</b> 100% of K-2 students showed a 4+ point increase in their RIT score in Reading





# Constellation Schools Elyria Community

SCHOOL BOARD PRESIDENT

**JOHN NOGA**

BOARD VICE PRESIDENT

**JERRY BEDNAR**

BOARD SECRETARY

**MICHELE NORMAN**

BOARD MEMBERS

**BERT BUTTS**

**LEO TISCHER**



## AUTHORIZED BY

The Educational Service Center of Lake Erie West (ESCLEW) served as a sponsor for Constellation Schools: Elyria Community during the 2022-2023 school year. ESCLEW monitored the school's academic and fiscal performance, as well as organization and operation of the school, and determined that the school was overall compliant with all laws and rules.



## FINANCIAL DATA

State Sources	3,919,310
Federal Sources	1,768,873
Local Sources	0
<b>TOTAL REVENUES</b>	<b>\$5,688,184</b>

Salaries & Wages	2,219,763
Employee Benefits	604,402
Purchased Services	1,519,279
Supplies & Materials	282,467
Capital Outlay	158,646
Other Expenses	96,318
<b>TOTAL EXPENSES</b>	<b>\$4,880,875</b>

*At time of publication, 2023 fiscal year data was not available from the Ohio Auditor of State. For updated information visit:*

[www.auditor.state.oh.us](http://www.auditor.state.oh.us)

