



For more than 15 years, Constellation Schools: Lorain Community Middle has provided students with a well-rounded educational program that integrates character education and social-emotional learning into daily lessons. Teachers are committed to educating the whole child utilizing methods and strategies that are developmentally appropriate and focus on lifelong learning.

The award-winning middle school partners with parents and community organizations to extend learning beyond the classroom. The school sets high standards for both academics and behavior with character education and school citizenship programs. Additionally, students benefit from extracurricular activities, field trips, and community partnerships.

MISSION STATEMENT

To provide every child an opportunity to obtain an excellent education built on a foundation of character education for life long success.



GRADES SERVED

5-8

PRINCIPAL

Zack Kantouros

ASSISTANT PRINCIPAL

Sarah Marsden

EXECUTIVE PRINCIPAL

Brian Belmont

REGIONAL VICE PRESIDENT

Sarah O'Bryan

SCHOOL YEAR OPENED

2006-07

MANAGED BY ACCEL

2021-22

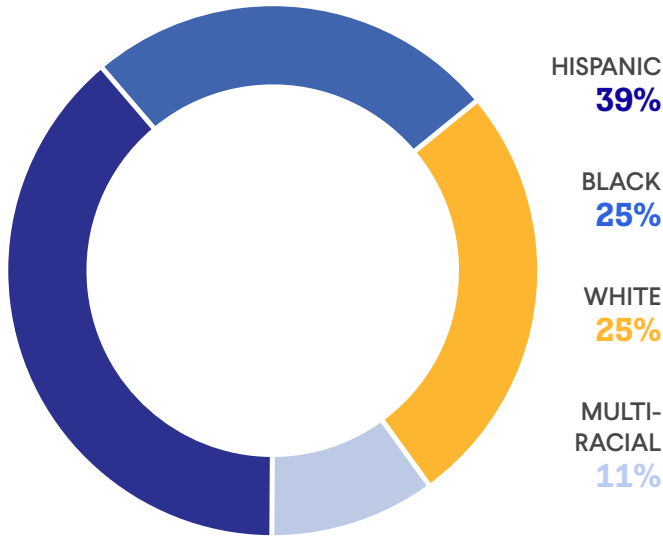
AUTHORIZER

**Buckeye Community
Hope Foundation**



2022-23
ANNUAL REPORT

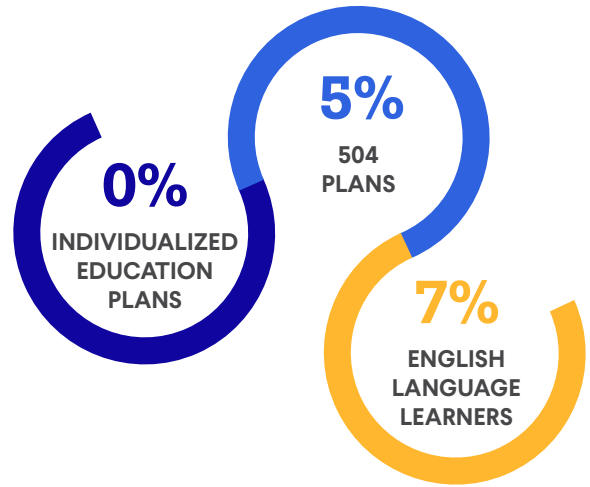
STUDENT DEMOGRAPHICS



94
AVERAGE DAILY ENROLLMENT

86%
AVERAGE DAILY ATTENDANCE

SPECIAL POPULATIONS



100% ECONOMICALLY DISADVANTAGED

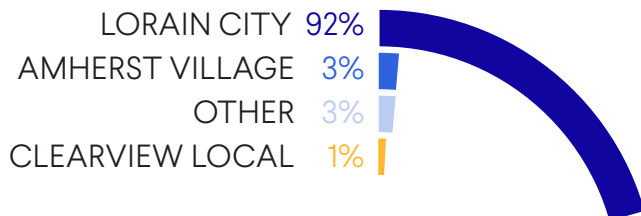
11% STUDENT MOBILITY RATE

0% UNHOUSED

HIGHLIGHTS

- Rated 3 Stars on Progress for meeting state expectations in student academic progress
- Provided 975 instructional hours, 6% more than the Ohio requirement for charter schools

DISTRICTS OF RESIDENCE



INSTRUCTIONAL & SUPPORT STAFF

AVERAGE CLASS SIZE 23

STAFF TO STUDENT RATIO 10:1

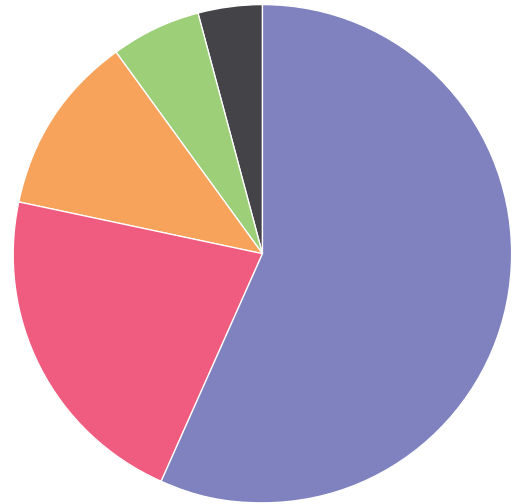


STATE REPORT CARD

PERFORMANCE INDEX SCORE 52.5	OVERALL RATING ★★
ACHIEVEMENT COMPONENT ★	PROGRESS COMPONENT ★★★★
GAP CLOSING COMPONENT ★	EARLY LITERACY COMPONENT NR

ACHIEVEMENT BY PERFORMANCE LEVEL

LIMITED
58%
BASIC
22%
PROFICIENT
12%
ACCOMPLISHED
6%
ADVANCED
4%



PROGRESS COMPONENT RATINGS BY SUBJECT & GRADE LEVEL

	ELA	Math	Science
4th Grade	Value Added data is not available	Value Added data is not available	Value Added data is not available
5th Grade	Students met state expectations in academic growth	Students made less academic growth than state expected	Students made less academic growth than state expected
6th Grade	Students met state expectations in academic growth	Students met state expectations in academic growth	Value Added data is not available
7th Grade	Students met state expectations in academic growth	Students significantly exceeded state expectations in academic growth	Value Added data is not available
8th Grade	Students met state expectations in academic growth	Students met state expectations in academic growth	Students met state expectations in academic growth

- Students significantly exceeded state expectations in academic growth
- Students met state expectations in academic growth
- Students made less academic growth than state expected
- Value Added data is not available





Constellation Schools

Lorain Community Middle

SCHOOL BOARD PRESIDENT

JAMES TORTELLI

BOARD VICE PRESIDENT

GREGORY KOZARIK

BOARD SECRETARY

DEBORAH CALLEN

BOARD MEMBERS

LAURENE PERKINS

JOESEPH SGRO



AUTHORIZED BY

Buckeye Community Hope Foundation (BCHF) relies on multiple sources of data to evaluate the community school's performance including academic performance on national normed tests and academic scores published by the Department of Education & Workforce on the Local Report Card. In addition, BCHF conducts multiple onsite visits to the school throughout the year to ensure compliance with all Rule and Law, as well as, the sponsorship contract. Performance results for the school will be available for the 2022-2023 school year on the BCHF website www.bchf.org after November 30.



FINANCIAL DATA

State Sources	966,987
Federal Sources	555,637
Local Sources	0
TOTAL REVENUES	\$1,522,623

Salaries & Wages	369,901
Employee Benefits	161,144
Purchased Services	582,341
Supplies & Materials	73,517
Capital Outlay	15,861
Other Expenses	3,941
TOTAL EXPENSES	\$1,206,705

At time of publication, 2023 fiscal year data was not available from the Ohio Auditor of State. For updated information visit: www.auditor.state.oh.us

