



For more than 20 years, Constellation Schools: Lorain Community Elementary has provided students with a well-rounded educational program that integrates character education and social-emotional learning into daily lessons. Teachers are committed to educating the whole child utilizing methods and strategies that are

developmentally appropriate and focus on lifelong learning.

The award-winning elementary school partners with parents and community organizations to extend learning beyond the classroom. The school sets high standards for both academics and behavior with character education and school citizenship programs. Additionally, students benefit from extracurricular activities, field trips, and community partnerships.

MISSION STATEMENT

To provide every child an opportunity to obtain an excellent education built on a foundation of character education for life long success.



GRADES SERVED

K - 4

PRINCIPAL

Zack Kantouros

ASSISTANT PRINCIPAL

Sarah Marsden

EXECUTIVE PRINCIPAL

Brian Belmont

REGIONAL VICE PRESIDENT

Sarah O'Bryan

SCHOOL YEAR OPENED

2001-02

MANAGED BY ACCEL

2021-22

AUTHORIZER

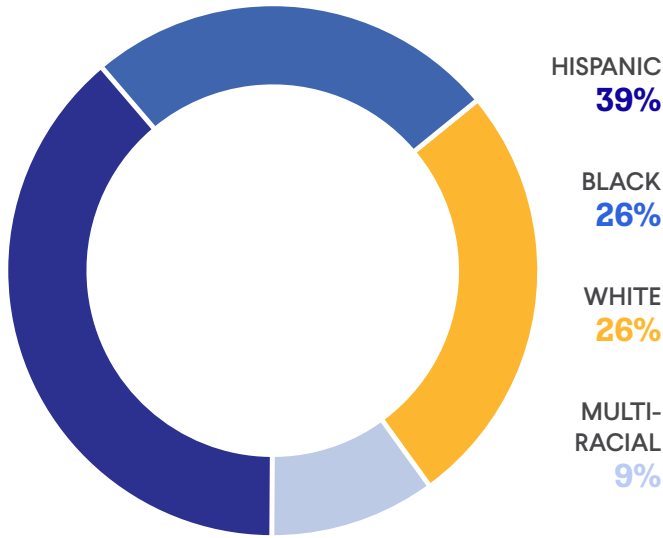
Educational Service

Center of Lake Erie West



2022-23
ANNUAL REPORT

STUDENT DEMOGRAPHICS



122

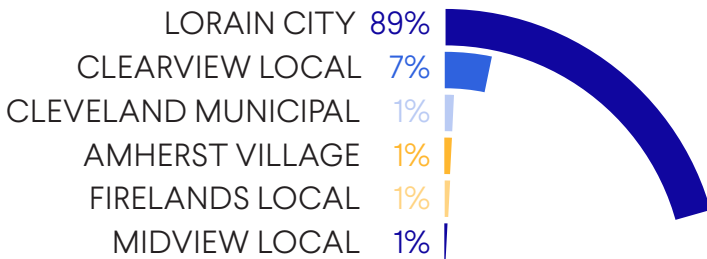
AVERAGE DAILY ENROLLMENT

87%

AVERAGE DAILY ATTENDANCE



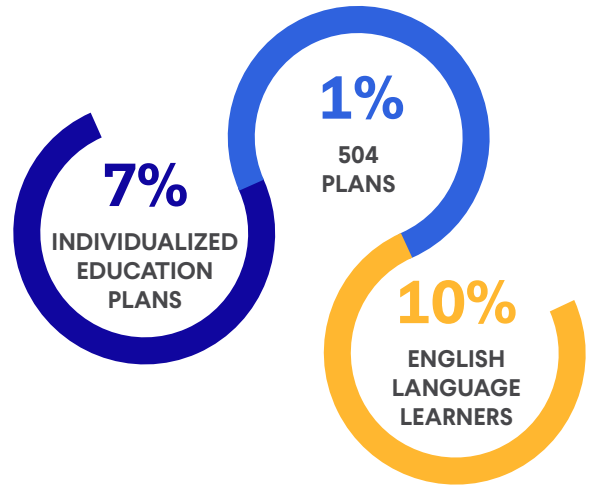
DISTRICTS OF RESIDENCE



INSTRUCTIONAL & SUPPORT STAFF



SPECIAL POPULATIONS



100% ECONOMICALLY DISADVANTAGED

13% STUDENT MOBILITY RATE

1% UNHOUSED

HIGHLIGHTS

- Provided 975 instructional hours, 6% more than the Ohio requirement for charter schools
- 100% of students met the state requirements for promotion to Grade 4
- Approved grade level expansion to include Early Kindergarten for the 2023-24 school year



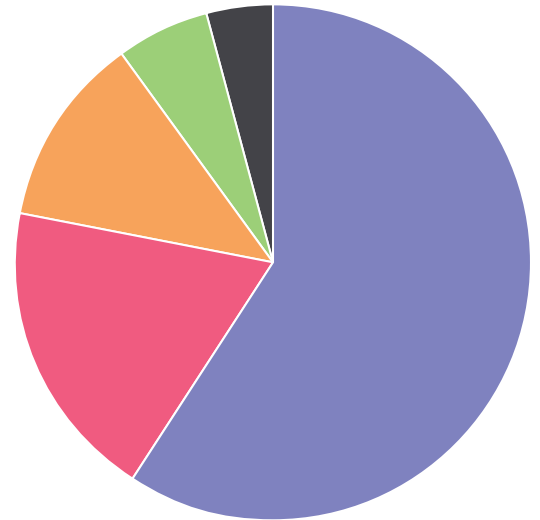
STATE REPORT CARD

PERFORMANCE INDEX SCORE 52	OVERALL RATING ★★☆
ACHIEVEMENT COMPONENT ★	PROGRESS COMPONENT ★
GAP CLOSING COMPONENT ★	EARLY LITERACY COMPONENT ★



ACHIEVEMENT BY PERFORMANCE LEVEL

LIMITED	60%
BASIC	2119
PROFICIENT	12%
ACCOMPLISHED	6%
ADVANCED	4%



Constellation Schools: Lorain Community Elementary met the following 11.6 goals set by Educational Service Center of Lake Erie West:

- Mission, Governing Board Performance, Financial Performance
- Early Literacy: Promotion to Fourth Grade, Improving K-3 Literacy
- Comparative Schools Data: Similar School #2
- Other Academics Measures: Subgroup, Reading, Math, Improving K-3 Literacy
- Organizational & Operational: Exceeds- On-Time Rate, Accuracy Percentages

LORAIN COMMUNITY ELEMENTARY'S 2022-23 ACADEMIC GOALS USING THE NWEA ASSESSMENT:

GOAL	OUTCOME
20% of students with disabilities will improve their RIT score by 2 points from fall to spring	Achieved. 48% of students increased their RIT score by 2+ points
20% of students will meet or exceed their RIT goal in English Language Arts from fall to spring	Achieved. 55% of students met or exceeded their RIT goal in English Language Arts
20% of students will meet or exceed their RIT goal in Math from fall to spring	Achieved. 59.2% of students met or exceeded their RIT goal in Math
20% of K-1 students will meet or exceed their RIT goal in English Language Arts from fall to spring	Achieved. 38.1% of K-1 students met or exceeded their RIT goal in English Language Arts



Constellation Schools

Lorain Community Elementary

SCHOOL BOARD PRESIDENT
JOHN NOGA

BOARD VICE PRESIDENT
JERRY BEDNAR

BOARD SECRETARY
MICHELE NORMAN

BOARD MEMBERS
BERT BUTTS
LEO TISCHER



AUTHORIZED BY

The Educational Service Center of Lake Erie West (ESCLEW) served as a sponsor for Constellation Schools: Lorain Community Elementary during the 2022-2023 school year. ESCLEW monitored the school's academic and fiscal performance, as well as organization and operation of the school, and determined that the school was overall compliant with all laws and rules.



FINANCIAL DATA

State Sources	1,630,696
Federal Sources	1,026,357
Local Sources	0
TOTAL REVENUES	\$2,657,054

Salaries & Wages	769,832
Employee Benefits	218,113
Purchased Services	954,130
Supplies & Materials	108,329
Capital Outlay	116,355
Other Expenses	26,579
TOTAL EXPENSES	\$2,193,338

At time of publication, 2023 fiscal year data was not available from the Ohio Auditor of State. For updated information visit: www.auditor.state.oh.us

