



Serving students and families since 2006, Constellation Schools: Westpark Community School offers a well-rounded curriculum enriched with regular instruction in technology, the arts, physical education, health, and character education.

The school culture promotes high expectations for both academics

and behavior with programs to support social and emotional growth. Students experience small class sizes and have a range of sports, clubs, and extracurricular activities including Game Club, Art Club, Ukulele Club, Yearbook, Student Council and more. Students attend field trips each year to various educational venues including an annual eighth grade trip to Washington, DC. Additionally, families benefit from before and after-school care and free tutoring.

The award-winning school partners with parents and community organizations to support and extend learning beyond the classroom.

MISSION STATEMENT

To provide every child an opportunity to obtain an excellent education built on a foundation of character education for life long success.



GRADES SERVED

5-8

PRINCIPAL &
EXECUTIVE PRINCIPAL

Deborah Rotolo

REGIONAL VICE PRESIDENT

Sarah O'Bryan

SCHOOL YEAR OPENED

2006-07

MANAGED BY ACCEL

2021-22

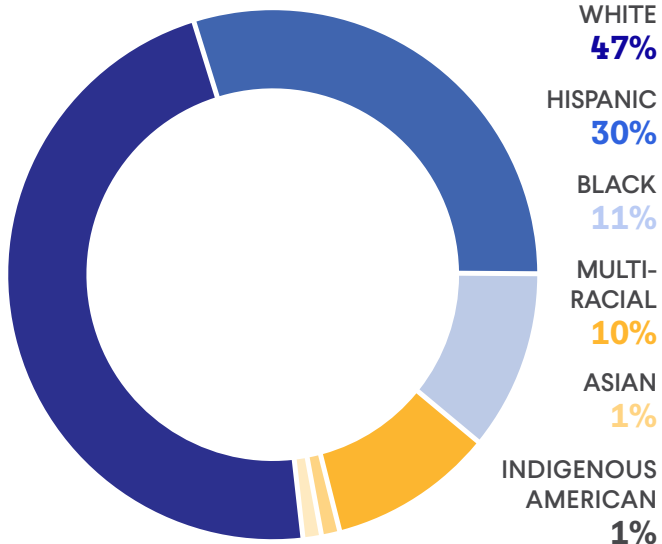
AUTHORIZER

**Buckeye Community
Hope Foundation**



2022-23
ANNUAL REPORT

STUDENT DEMOGRAPHICS



130

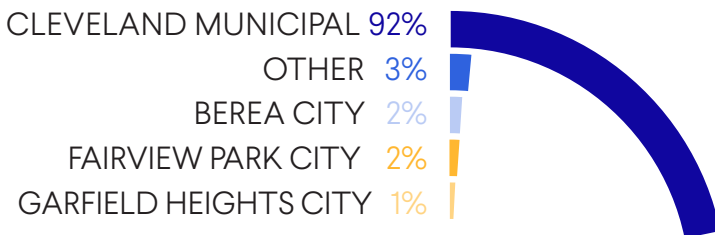
AVERAGE DAILY ENROLLMENT



89%

AVERAGE DAILY ATTENDANCE

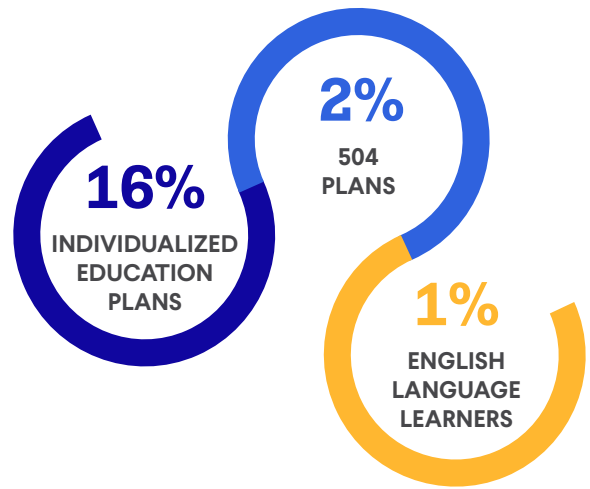
DISTRICTS OF RESIDENCE



INSTRUCTIONAL & SUPPORT STAFF



SPECIAL POPULATIONS



61% ECONOMICALLY DISADVANTAGED

19% STUDENT MOBILITY RATE

0% UNHOUSED

HIGHLIGHTS

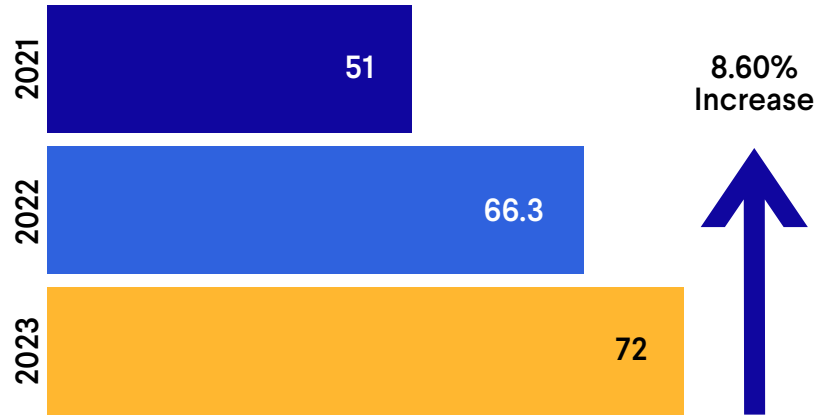
- Achieved a year-over-year performance increase greater than 8%
- Provided 1053 instructional hours, 14% more than the Ohio requirement for charter schools
- In combination with Westpark Community Elementary, received five ACCEL Schools awards for Highest Performance, Urban Schools, Outstanding Performance in ELA & Math, and Outstanding Growth in Reading & Math



STATE REPORT CARD

PERFORMANCE INDEX SCORE 72	OVERALL RATING ★★★☆
ACHIEVEMENT COMPONENT ★★★	PROGRESS COMPONENT ★★★
GAP CLOSING COMPONENT ★★★	EARLY LITERACY COMPONENT NR

YOY PERFORMANCE INDEX SCORE



PROGRESS COMPONENT RATINGS BY SUBJECT & GRADE LEVEL

	ELA	Math	Science
5th Grade	Students made less academic growth than state expected	Students made less academic growth than state expected	Students made less academic growth than state expected
6th Grade	Students met state expectations in academic growth	Students met state expectations in academic growth	Value Added data is not available
7th Grade	Students significantly exceeded state expectations in academic growth	Students significantly exceeded state expectations in academic growth	Value Added data is not available
8th Grade	Students met state expectations in academic growth	Students met state expectations in academic growth	Students met state expectations in academic growth

- Students significantly exceeded state expectations in academic growth
- Students met state expectations in academic growth
- Students made less academic growth than state expected
- Value Added data is not available





Constellation Schools
Westpark Community Middle

SCHOOL BOARD PRESIDENT
JAMES TORTELLI

BOARD VICE PRESIDENT
GREGORY KOZARIK

BOARD SECRETARY
DEBORAH CALLEN

BOARD MEMBERS
LAURENE PERKINS
JOESEPH SGRO



AUTHORIZED BY

Buckeye Community Hope Foundation (BCHF) relies on multiple sources of data to evaluate the community school’s performance including academic performance on national normed tests and academic scores published by the Department of Education & Workforce on the Local Report Card. In addition, BCHF conducts multiple onsite visits to the school throughout the year to ensure compliance with all Rule and Law, as well as, the sponsorship contract. Performance results for the school will be available for the 2022-2023 school year on the BCHF website www.bchf.org after November 30.



FINANCIAL DATA

State Sources	1,279,331
Federal Sources	816,628
Local Sources	0
TOTAL REVENUES	\$2,095,959

Salaries & Wages	967,867
Employee Benefits	270,773
Purchased Services	825,014
Supplies & Materials	145,760
Capital Outlay	17,336
Other Expenses	23,029
TOTAL EXPENSES	\$2,249,779

At time of publication, 2023 fiscal year data was not available from the Ohio Auditor of State. For updated information visit: www.auditor.state.oh.us

